


PART# BBV-2006



**BlendMount**<sup>®</sup>  
Innovative Mounting Solutions



INSTALLATION INSTRUCTIONS FOR BLACKVUE DR750S, DR650S




**1 -** To install the dashcam into the mount, simply squeeze the two tabs of the spring clip together as shown above. This will increase the diameter of the spring clip and allow you to slide the dashcam into position. Once the dashcam is in position, release the two tabs. The dashcam is now securely attached to the mount.


**2 -** This photo illustrates how the Hook fits into the recessed area behind the mirror. This is just a reference photo as you will not be able to see this during installation.



**3 -** The two rotating adjustment screws can be used to move the rotating adjustment plate left/right horizontally to point the radar detector in a desired direction. The two clamp screws are used to secure the mount onto the mirror as shown next in fig 5.



**BLENDMOUNT ADJUSTMENTS**



**4 -** Place the Windshield Pad onto the Silicone Pad. Position the mount as shown above. Compress the Silicone Pad into the Windshield Pad as you slide upwards into the recessed area behind the mirror. You will hear the Hook snap into place when it is positioned correctly. **Tighten both clamp screws to secure hook and mount onto mirror.**



FOR MORE INFO VISIT [www.blendmount.com/videos](http://www.blendmount.com/videos)

**CAUTION**

**DO NOT** use this mount if it interferes with the adjustability or the operation of your rear view mirror in any way.

**DO NOT** use this mount if the dashcam creates an unsafe viewing obstruction.

**DO NOT** ATTEMPT TO MODIFY THIS PRODUCT. Consult the manufacturer for assistance.

All BlendMount products are accompanied with detailed installation instructions and adjustment tips. You are encouraged to contact customerservice@blendmount.com or call J28 Design at 1-888-497-8388 for further assistance.

Check the BlendMount Forum for installation tips and some vehicle specific installs.

[www.blendmount.com](http://www.blendmount.com)

Your feedback is very important to us. Please email any questions or comments you have to [customerservice@blendmount.com](mailto:customerservice@blendmount.com)



BlendMount - US PATENT # D625,580 S, D656,811 S, D653,980 S, D690,245 S, D690,246 S, D690,247 S and other patents pending